


tripla coustics

YOUR SILENT PARTNER

TECHNICAL DATA SHEET

type Bd cupboard door



MATERIAL COMPOSITION

- Top layer** High-quality HPL finish (EN438) or real wood veneer
- Core** Acoustic black moisture repellent MDF 2x9 mm + acoustic absorbing glass fibre tissue (centre)
- Backing** Backing in HPL finish (EN438) or backing veneer

WEIGHT 13 kg/m²

PERFORATION

Type B perforations of 19.6%: linear continuous drilled holes with a diameter of 8 mm and a CTC distance of 16 mm

STD. MEASUREMENTS

Made-to-measure cupboard and sliding doors
 Thickness ±20 mm (HPL)
 Thickness ±19 mm (veneer)


OPTIONS

- Drilled holes for hinges** On request (see page 5)
- Edge finishing** Edge band in ABS 1-2 mm of in veneer Edge band

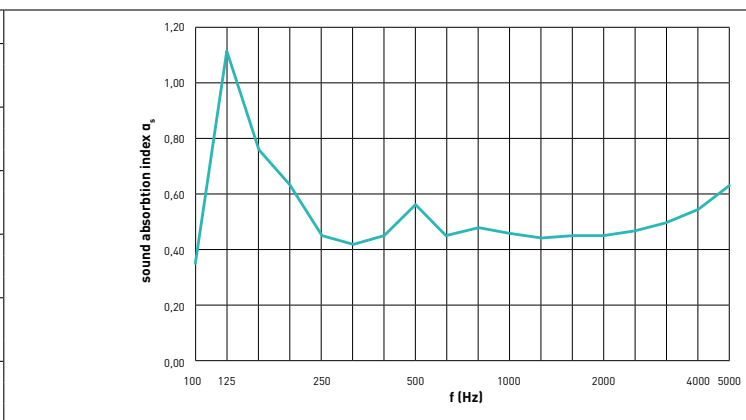
Other drill patterns are possible as well:

Perforation	Distance between holes	% perfo	α_w	α_w
\emptyset	CTC distance		Wall thickness: 70 mm, filled with 50 mm of mineral wool	Wall thickness: 20 mm, filled with 20 mm of primawool
5 mm	16-16 mm	7,7%	0,35	0,30
8 mm	16-16 mm	19,6%	0,65	0,65
5 mm	32-32 mm	1,5%	0,15	0,20
8 mm	32-32 mm	4,9%	0,25	0,25

TEST SET-UP IN LABORATORY:
CUPBOARD FRONTS, DEPTH 500 mm/empty




f(Hz)	α_s
100	0,35
125	1,11
150	0,76
200	0,63
250	0,46
315	0,43
400	0,45
500	0,56
630	0,46
800	0,48
1000	0,46
1250	0,45
1600	0,45
2000	0,45
2500	0,47
3150	0,50
4000	0,55
5000	0,63



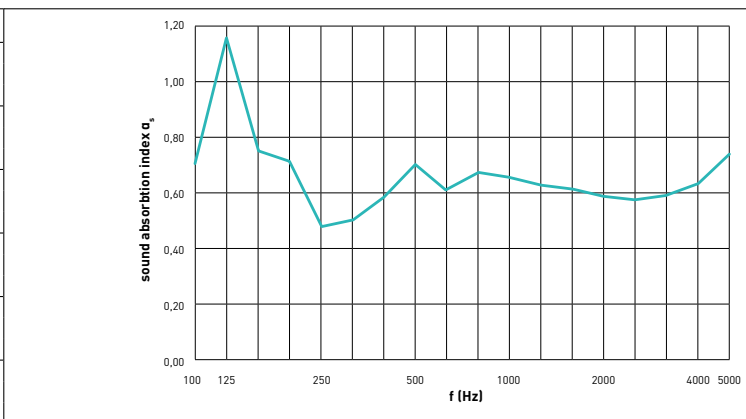
f(Hz)	α_p
125	0,90
250	0,45
500	0,55
1000	0,45
2000	0,45
4000	0,55

Total thickness	% perfo top layer	% perfo core	α_w	f(Hz)	Sound class	NRC	SAA
500 mm / empty	19,6%	19,6%	0,50	H	D	0,50	0,48
Installation	Mounted on wooden frame with a height of 500 mm (= simulation of an empty cupboard)						
Values according to reverberation room test EN ISO 354:2003 - EN ISO 11654:1997							

TEST SET-UP IN LABORATORY:
TOTAL DEPTH 500 mm/filled



f(Hz)	α_s
100	0,64
125	1,15
160	0,76
200	0,71
250	0,49
315	0,51
400	0,59
500	0,70
630	0,61
800	0,67
1000	0,66
1250	0,63
1600	0,62
2000	0,59
2500	0,58
3150	0,59
4000	0,63
5000	0,74



f(Hz)	α_p
125	0,90
250	0,50
500	0,70
1000	0,60
2000	0,60
4000	0,60

Total thickness	% perfo top layer	% perfo core	α_w	f(Hz)	Sound class	NRC	SAA
500 mm / filled	19,6%	19,6%	0,65	H	C	0,60	0,61
Installation	Mounted on wooden frame with a height of 500 mm (= simulation of a filled cupboard), filled with 20 mm of PRIMAWOOL of 22.5 kg/m ³ , stuck with spun fabric side on the back of the interior of the cupboard.						
Values according to reverberation room test EN ISO 354:2003 - EN ISO 11654:1997							

made-to-measure doors

Triplacoustics offers you the possibility to have a total solution for room absorption within the project. With our panels, we aim to provide an integrated solution for wall, interior door and cupboard door. This gives you maximum design freedom within your project.

interior door solutions

Your door*

- > **akoest-door cladding $\pm 10\text{mm}$ (0% transmission)**
 - Cladding panels to apply on both sides of an interior doors
 - All types (grooved/drilled/perfo/textile) on request

Our door










- > **dB = acoustic SOUND INSULATION door, no acoustic absorbing values AKOEST-door (transmission 0%, dB value on request) :**
 - All types (grooved/drilled/perfo/textile) on request
 - Extra service :
 - Insulation value : dB requested?
 - Fire : EI30 or EI60 requested?
 - Special : door fittings/ door frame requested?
- > **Alpha = possible as absorbing element: Akoest-DoorELEMENT**
 - All types (grooved/drilled/perfo/textile) on request
 - Perforation value : depends on type / perforation possible on one or to sides

* we advise to compose doors symmetrical



cupboard door solutions

Within our range of acoustic absorbing panels, you can also choose from the made-to-measure cupboard fronts listed below. All our cupboard fronts come with an absorption certificate issued by an independent acoustic laboratory.

TYPE	NAME	PERFO	BLADE	GROOVE	TOP LAYER	CUPBOARD DOOR	EDGE FINISHING	EDGE FINISHING	PAGE EN CATALOGUE
		continuous %	width (mm)	width (mm)		width = B (mm)	long sides	short sides	
GROOVED									
	Transversal core Small blade	17,5	5,2	2,8	HPL veneer	B-(2x5,2)-2,8 = multiplicity 8 mm	ABS veneer	ABS -	see page 30
	Transversal core Wide blade	8,75	13,2	2,8	HPL veneer	B-(2x13,2)-2,8 = multiplicity 16 mm	ABS veneer	ABS -	see page 34
	Transversal core Random blade	8,75	Random	2,8	HPL veneer	vrij	ABS veneer	ABS -	see page 38
	Transversal core Broad blade	4,35	29,2	2,8	HPL veneer	B-(2x29,2)-2,8 = multiplicity 32 mm	ABS veneer	ABS -	see page 42
DRILLED									
	Drilled	19,8	-	-	HPL veneer	by preference = multiplicity 16 mm	ABS veneer	ABS veneer	see page 48
MICRO/NANO									
	Micro	10,6	-	-	HPL veneer	free*	ABS veneer	ABS veneer	see page 54
	Nano	5,8	-	-	HPL veneer	free*	ABS veneer	ABS veneer	see page 62
TEXTILE									
	Invisible door	-	-	-	Woven Vinyl	free	-	-	see page 74

* The perforations can differ slightly near the edge

Triplacoustics cupboard doors can only be made to measure.

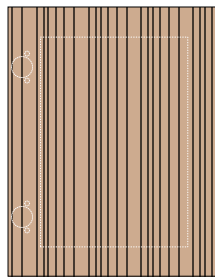
Within this scope, we always follow your instructions in terms of quantities and dimensions.

If desired, we can also provide the doors with drilled holes for hinges, millings for handles and edging with ABS edge band of 1 or 2 mm (four sides) or in case of veneer with a veneer edge band (two long sides).

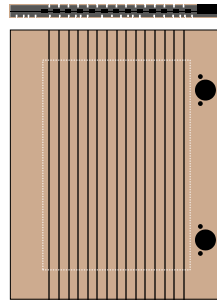
cupboard door hinge

Acoustic absorbing cupboard doors are strongly perforated in the core to optimise absorption capacity. To ensure stability of the cupboard doors, we provide a full edge frame at the core of approx. 50 mm and, depending on the height, 1 or 2 horizontal transverses. Due to the acoustic black MDF core, this is almost invisible.

GROOVED

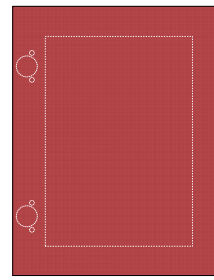


front

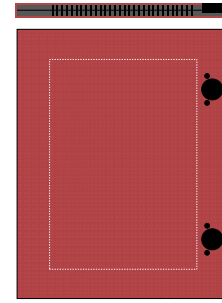


back

MICRO/NANO




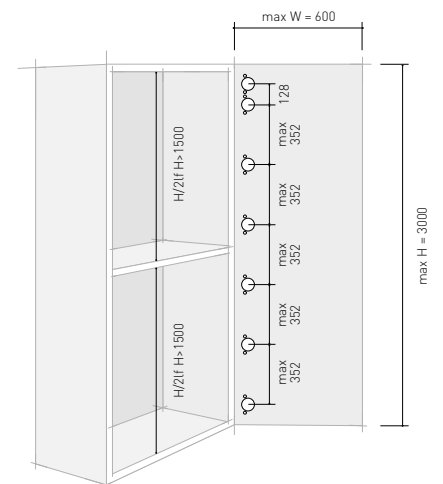
front



back

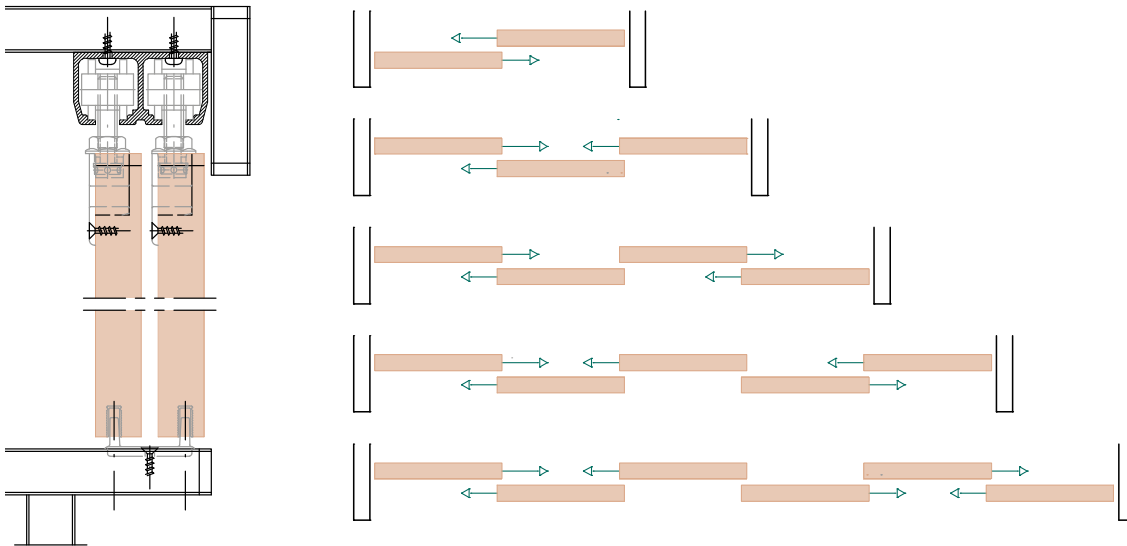
When designing and installing acoustic cupboard doors, you must take into account the following areas of concern:

- > max width of 600 mm
- > max height of 3000 mm
- > first and last hinge at 125 mm from the edge
- > double hinge to be provided at the top
- > distance between hinges max 352 mm
- > spacers on back side of the door
- > cupboard magnets (3 magnets divided across the height)
- > In case of high cupboards, one permanent shelf is installed halfway the height of the cupboard. This shelf must be in the plane of the body.




cupboard sliding door

Triplacoustics can also produce cupboard sliding doors which can easily installed by means of a top-running system with the rail fixed directly underneath the door lintel and a guide at the bottom. You can always contact us for any more information on the technical requirements.



When designing and installing cupboard sliding doors, you must take into account the following areas of concern:

- > max width of 1200 mm
- > max height of 3000 mm
- > see for mounting instructions of sliding system manufacturer
- > ONLY possible for acoustic absorbing cupboard doors with straight top-running and bottom guiding system



finishes

HPL

The HPL high pressure laminates consist of layers of cellulose fibrous material combined with a decorative top layer impregnated with thermosetting resins and bonded together using a high pressure (9 Mpa = 90 kg/cm²), high temperature (150 ° C) process. All top layers are manufactured according to the European norm EN 438 I/II. The HPL top layer has a thickness of 0.9 mm and is therefore one of the highest-quality top layers on the market.

The complete technical details of HPL and the available colours and textures (more than 500 uni-colours and wood imitations) are available on request (by telephone or via e-mail).

You can also find information on www.triplacoustics.be.

STOCK HPL 2 BRANDS :

ABET LAMINATI

PFLEIDERER



digital print

We can print your image on our acoustic panels by means of digital printing on a HPL laminate sublayer. This is carried out with a four-colour printing process.


To have a good representation of your image, the digital file provided must have a minimum size of 150 dpi in CMYK on scale 1/1.

Only vertical application due to limited scratch resistance.

veneer

DECOSPAN

Our acoustic panels are also available with a top layer in real wood veneer (choices are plain cut oak, quarter cut oak, beech, birch, walnut, ash, etc.). The panels can be delivered untreated so that the interior designer can stain or varnish them, or we can deliver them finished. Finishing options include: UV varnish, matt varnish, stain, colour oil...



Shinnoki®

Shinnoki offers a wide choice of sturdy and high quality veneer products for architects and furniture makers to design and create stylish and distinctive interiors . Unlike standard veneered panels, Shinnoki products are ready-made for use and as easy to process as a melamine panel but with the same unique look and feel typical of real wood veneer.



lacquer

The grooved panels can be delivered in a RAL or NCS colour finished with transparent matt lacquer. This is done in-house at our production site. (the quality of the lacquer in the groove is less covering than the lacquer of the top layer).


storage and handling of finished panels

The acoustic panels/planks can be mounted horizontally and vertically. For conditioning, we recommend to store the panels in the room at least 48 hours before mounting them. These panels are by nature and composition only to be mounted in a well-conditioned room with a relative humidity between 35 and 55 % and a temperature between 14 and 30 °C. Large temperature and humidity differences between front and plenum are not allowed.

Flat storage with larger cover plate

Handle with care (delicate panels)

Larger cover plate than the Triplacoustics® panels.



tripla
coustics

YOUR SILENT PARTNER

PRINT
ACOUSTICS

WOOD
COUSTICS

BI
COUSTICS

Triplacoustics is a TRIPLACO brand

Generaal Deprezstraat 2, 8530 Harelbeke - Belgium

T +32 56 22 62 17 | F +32 56 22 98 15 | info@triplacoustics.be | www.triplacoustics.be